

**NEW****UPE**

## Type 1 End Load Resistant Fittings for PE Pipe

### Benefits

- The SuperLok SL fitting is a fully end load resistant Type 1 fitting to WIS 4-24-01
- The fitting is designed as a 'Slip fitting' to aid repair work and has an extended sleeve length to ensure maximum pipe coverage
- Available in a range of Couplings, Flange Adaptors and Transition Couplings from 63mm to 180mm
- Carefully designed bolting ensures quick and easy fitment using standard length socket drives
- Installation time and costs are cut as there is no requirement for special tooling, only a single spanner is needed to install the SuperLok SL fitting
- Each fitting provides +/- 5mm of fitting tolerance to allow for oval or out of specification pipes
- Can be installed in any weather or trench conditions
- The fitting will suit SDR 11, 17 or 17.6 PE pipe. Simply use the appropriate fully interchangeable pipe liner
- The SuperLok SL Transition Coupling allows for PE repairs to rigid mains
- Requires minimal pipe preparation
- The life span of the SuperLok SL fitting is enhanced by the corrosion protective coating



### Safety

As with all industrial products it is important to take adequate safety precautions such as the use of adequate protective clothing like gloves, overalls, eye protection and safety footwear during use, maintenance and installation of this product.

**tyco** / Flow Control / **Tyco Waterworks**

## UPE SuperLok SL - Type 1 Fittings for PE Pipe

The UPE SuperLok SL fitting is a Type 1 fully end load resistant PE fitting in accordance with WIS 4-24-01. It is designed as a 'slip' fitting without a centre stop to aid with repairs and is fully corrosion resistant using WRAS approved coatings.

The range consists of Couplings, Flange Adaptors and Transition Couplings in 63mm, 90mm, 110mm, 125mm, 160mm, and 180mm SDR 11, SDR 17 and SDR 17.6 to suit both PE80 and PE100 pipe materials.



### Technical data

Pressures	Working	Test
Water:	16 bar	24 bar

Temperature: Up to 50°C

Flange type:

PN10/16 BS4504 (EN1092-2)  
ANSI, BS10, AS2129 & AS4087 available on request

Max angular deflection:

Due to the flexible nature of PE pipe, angularity is not required however the universal end of transition couplings have +/- 3°

Material:

Body: Flange adaptors - Ductile Iron  
Coupling Sleeves - Steel

Gland ring: Ductile Iron

Pipe Insert: Mild Steel

Coating: Blue, fusion bonded epoxy to WIS 4-52-01

Sealing Gaskets: EPDM EN681  
NBR EN 682 option available on request

Grip Ring - Acetal

Thrust washer - zinc coated mild steel  
Stainless Steel option available on request

Fasteners: Mild Steel to BS 4190 2001  
or Mild Steel to BS 4933 1973  
Coated to WIS 4-52-03

Stainless Steel fasteners are available on request

### Technical help

For further technical data and general information please contact our Customer Service Department at the telephone number shown below.

### General application

The UPE SuperLok SL fitting is a Type 1 end load resistant fitting to WIS 4-24-01.

The fitting can be used to connect or repair SDR 11, 17 or 17.6 PE pipe of PE 80 (MDPE or HDPE) and PE 100 (HPPE) pipes.

The range consists of:

- PE Couplings  
Connects PE80 or PE100 pipe in any combination of material and/or wall thickness
- Transition Couplings  
Connects PE80 or PE100 pipe to any rigid pipe material
- Flange Adaptors  
Connects PE80 or PE100 pipe to a variety of flange drillings including PN10 and PN16 table A,D and E as well as ASA 125 flanges.

The UPE SuperLok SL fitting has been designed specifically to allow it to slide fully over the pipe prior to final tightening in order to make the process of pipe installation or repair as simple as possible.

The bolts are fully coated to WIS 4-52-03. PVC end caps are fitted on the bolt threads for additional protection during transit. Other bolt materials and specifications are available on special request.

The 'Universal' end of the SuperLok SL Transition Coupling is not end load restrained, Adequate restraint should be provided when using these fittings. The 'Universal' end of the SuperLok SL Transition Coupling is not suitable for use on PE pipe.

All materials used with the UPE SuperLok SL fitting that come into contact with potable water are WRAS listed.

Tel: +44 (0)1675 437 900  
e-mail: [wwinfo@tyco-valves.com](mailto:wwinfo@tyco-valves.com)

Fax: +44 (0)1675 437 909  
[www.tycowaterworks.com](http://www.tycowaterworks.com)

# UPE SuperLok SL - Type 1 Fittings for PE Pipe

2

## UPE SuperLok SL - Construction and How the PE fitting Works

### 1 Sealing Ring

Moulded in WRAS approved EPDM rubber for water applications. Nitrile seals are also available for sewage or alternative applications.

### 2 End Ring

The end ring is ductile iron providing the strength needed to meet the Type 1 end load resistance requirements of the WIS 4-24-01 standard.

### 3 Grip Ring

The grip ring is moulded from engineering plastics and is designed to flex so providing a fitting tolerance of +/- 5mm to cope with pipe size variation

### 4 Pipe Liners

Mild steel liners coated in WRAS approved FBE to suit SDR11, SDR17 and SDR17.6 PE pipes. Liners are identified by the use of visible ribs, 3 ribs for SDR11 pipes and 2 ribs for SDR17 and SDR17.6 pipes

### 5 Body


The long coupling body is made from steel that combines light weight with strength. Flange adaptor bodies are in ductile iron. Fittings are coated in a WRAS approved FBE giving excellent corrosion resistance

### 6 Mild Steel Fasteners

Manufactured to BS4190 or BS4933 and Sheraplex coated to WIS 4-52-03. A stainless steel option is available

### 7 Thrust Ring

The thrust ring provides an even compression and reduces the torque needed to fully tighten the fitting.



#### Pipe Liners

SDR11 SDR17 & SDR17.6



## Installation Instructions

All UPE fittings are supplied pre assembled ready for efficient installation on site.

### Couplings - PE x PE Couplings

#### Preparation

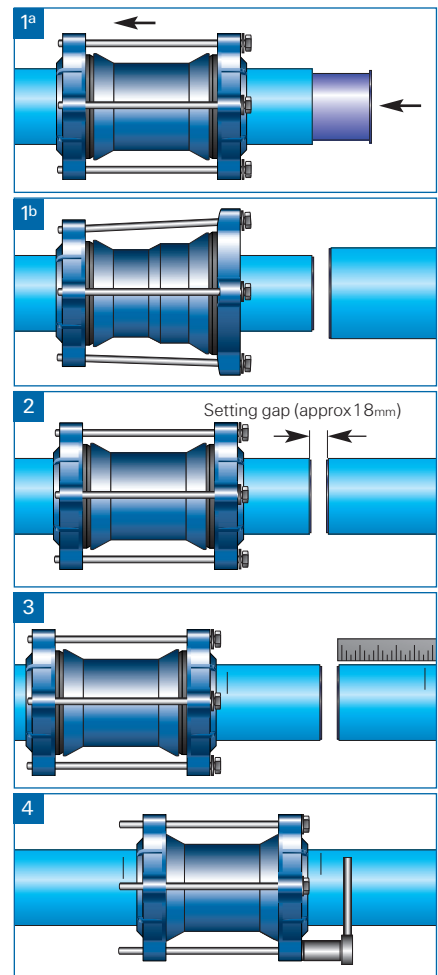
Select the correct type and size of fitting for the situation. The SuperLok SL fitting has a fitting tolerance of +/- 5mm and so copes with out of spec pipe or ovality caused by pipe coiling. Ensure that the pipe that is being connected to is clean, and free from deep scratches, scores or general imperfections in the sealing area that may prevent an effective seal being created. Ensure that the two pipes are aligned. To aid insertion of the liner it is advised that any pipe reversion or internal burrs are removed.



#### Assembly Procedure

- 1a Insert the pipe liners fully into both PE pipe ends, (ensure the appropriate liner is used according to the SDR rating of the pipe, see above for details) and slide the fitting fully over one of the pipes to be connected.
- 1b For stepped couplings the fitting should be slid over the smaller diameter pipe end first.
- 2 Line up the other pipe end (ensuring that a setting gap of approximately 18mm is maintained).
- 3 Mark both pipe ends equally in order to help maintain the fitting's location over the setting gap.
- 4 Locate the fitting using the marks previously made on the pipe. Then, ensuring an even fit, tighten the fasteners evenly with a wrench or air tools and in a diametrically opposed sequence to a torque of:

M12: 75- 81 Nm (55 - 60lb.ft)



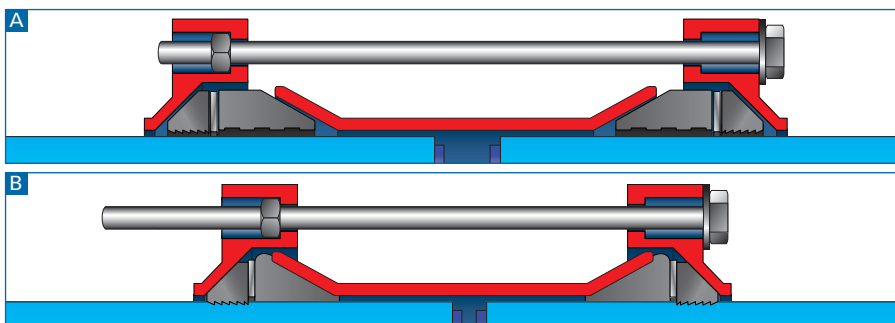
Mains Connections for PE Pipes - 63mm - 180mm

**UPE SuperLok SL - Type 1 Fittings for PE Pipe**

## UPE SuperLok SL - Construction and How the PE Coupling Works

As the bolts are tightened to the correct torque settings, M12 bolts: 75- 81 Nm (55 - 60lb.ft), the end rings are drawn in. This causes both grip rings to compress around the PE pipe and the seals to compress onto the pipe.

At the correct torque the grip rings' teeth bite into the pipe surface, firmly gripping the pipe and providing the Type 1 end load restraint. The seal is also compressed tightly around the pipe and providing an effective pressure seal.



## UPE SuperLok SL - PE x PE Couplings

UPE SuperLok SL couplings are available in three basic forms.

- Equal Couplings
- Stepped Couplings
- Transition Couplings.

(for further information relating to Transition Couplings please see page 4 and 5).

The single bolting action requires no special tools or equipment to assemble and a single spanner or air gun can be used to effectively make the connection.

Fittings will connect to SDR 11, SDR 17 or SDR 17.6 PE pipes with the use of a fully interchangeable pipe liner. This

makes connecting or repairing pipes of different SDR ratings a quick and convenient procedure.

The Superlok SL coupling is designed to work as a slip coupling so is an ideal fitting to use when quick, easy and cost effective PE pipe repairs are needed.

## UPE SuperLok SL - PE Equal and Stepped Couplings - SDR11

Pipe Size (mm)		Wall Thickness (SDR rating)		UPE Code	Sizes (mm)		Weight (Kg)	Bolt Size x length (mm)	Bolt Number
End 1	End 2	End 1	End 2		Dia	Length			
<b>63</b>	<b>63</b>	<b>SDR11</b>	<b>SDR11</b>	<b>U6166</b>	<b>172</b>	<b>271</b>		<b>M12 x 260</b>	<b>2</b>
<b>90</b>	<b>90</b>	<b>SDR11</b>	<b>SDR11</b>	<b>U6167</b>	<b>223</b>	<b>268</b>		<b>M12 x 240</b>	<b>4</b>
90	110	SDR11	SDR11	COA	247	253		M12 x 240	4
90	125	SDR11	SDR11	COA	247	253		M12 x 240	4
<b>110</b>	<b>110</b>	<b>SDR11</b>	<b>SDR11</b>	<b>U6170</b>	<b>247</b>	<b>302</b>		<b>M12 x 280</b>	<b>4</b>
110	125	SDR11	SDR11	COA	247	302		M12 x 280	4
<b>125</b>	<b>125</b>	<b>SDR11</b>	<b>SDR11</b>	<b>U6173</b>	<b>247</b>	<b>302</b>		<b>M12 x 280</b>	<b>4</b>
<b>160</b>	<b>160</b>	<b>SDR11</b>	<b>SDR11</b>	<b>U6176</b>	<b>301</b>	<b>330</b>		<b>M12 x 300</b>	<b>4</b>
<b>160</b>	<b>180</b>	<b>SDR11</b>	<b>SDR11</b>	<b>U6458</b>	<b>301</b>	<b>330</b>		<b>M12 x 300</b>	<b>4</b>
<b>180</b>	<b>180</b>	<b>SDR11</b>	<b>SDR11</b>	<b>U6179</b>	<b>301</b>	<b>330</b>		<b>M12 x 300</b>	<b>4</b>

## UPE SuperLok SL - PE Equal and Stepped Couplings - SDR17/17.6

Pipe Size (mm)		Wall Thickness (SDR rating)		UPE Code	Sizes (mm)		Weight (Kg)	Bolt Size x length (mm)	Bolt Number
End 1	End 2	End 1	End 2		Dia	Length			
<b>90</b>	<b>90</b>	<b>SDR17/17.6</b>	<b>SDR17/17.6</b>	<b>U6168</b>	<b>223</b>	<b>268</b>		<b>M12 x 240</b>	<b>4</b>
90	110	SDR17/17.6	SDR17/17.6	COA	247	253		M12 x 240	4
90	125	SDR17/17.6	SDR17/17.6	COA	247	253		M12 x 240	4
<b>110</b>	<b>110</b>	<b>SDR17/17.6</b>	<b>SDR17/17.6</b>	<b>U6171</b>	<b>247</b>	<b>302</b>		<b>M12 x 280</b>	<b>4</b>
110	125	SDR17/17.6	SDR17/17.6	COA	247	302		M12 x 280	4
<b>125</b>	<b>125</b>	<b>SDR17/17.6</b>	<b>SDR17/17.6</b>	<b>U6174</b>	<b>247</b>	<b>302</b>		<b>M12 x 280</b>	<b>4</b>
<b>160</b>	<b>160</b>	<b>SDR17/17.6</b>	<b>SDR17/17.6</b>	<b>U6177</b>	<b>301</b>	<b>330</b>		<b>M12 x 300</b>	<b>4</b>
160	180	SDR17/17.6	SDR17/17.6	COA	301	330		M12 x 300	4
<b>180</b>	<b>180</b>	<b>SDR17/17.6</b>	<b>SDR17/17.6</b>	<b>U6180</b>	<b>301</b>	<b>330</b>		<b>M12 x 300</b>	<b>4</b>

## UPE SuperLok SL - PE Equal and Stepped Couplings - SDR 11 x SDR17/17.6

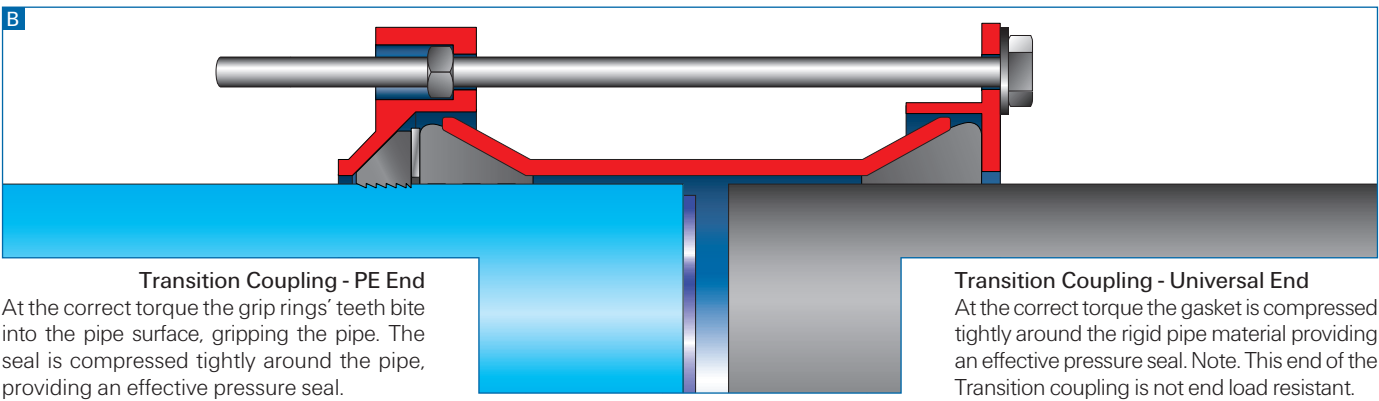
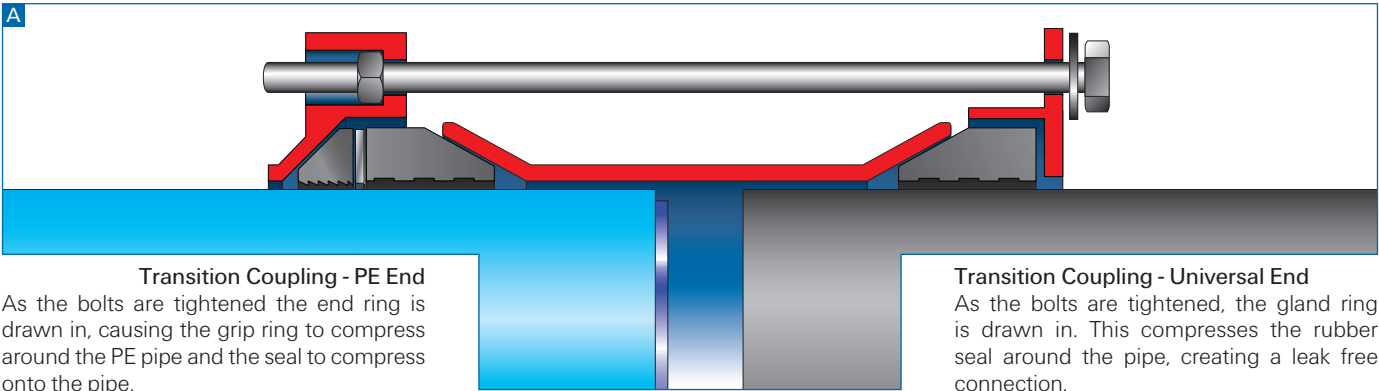
Pipe Size (mm)		Wall Thickness		UPE Code	Sizes (mm)		Weight (Kg)	Bolt Size x length (mm)	Bolt Number
End 1	End 2	SDR - End 1	SDR - End 2		Dia	Length			
<b>90</b>	<b>90</b>	<b>SDR11</b>	<b>SDR17/17.6</b>	<b>U6169</b>	<b>223</b>	<b>268</b>		<b>M12 x 240</b>	<b>4</b>
90	110	SDR11	SDR17/17.6	COA	247	252		M12 x 240	4
90	110	SDR17/17.6	SDR11	COA	247	253		M12 x 240	4
90	125	SDR11	SDR17/17.6	COA	247	253		M12 x 240	4
90	125	SDR17/17.6	SDR11	COA	247	253		M12 x 240	4
<b>110</b>	<b>110</b>	<b>SDR11</b>	<b>SDR17/17.6</b>	<b>U6172</b>	<b>247</b>	<b>302</b>		<b>M12 x 280</b>	<b>4</b>
110	125	SDR11	SDR17/17.6	COA	247	302		M12 x 280	4
110	125	SDR17/17.6	SDR11	COA	247	302		M12 x 280	4
<b>125</b>	<b>125</b>	<b>SDR11</b>	<b>SDR17/17.6</b>	<b>U6175</b>	<b>247</b>	<b>302</b>		<b>M12 x 280</b>	<b>4</b>
<b>160</b>	<b>160</b>	<b>SDR11</b>	<b>SDR17/17.6</b>	<b>U6178</b>	<b>301</b>	<b>330</b>		<b>M12 x 300</b>	<b>4</b>
160	180	SDR11	SDR17/17.6	COA	301	330		M12 x 300	4
160	180	SDR17/17.6	SDR11	COA	301	330		M12 x 300	4
<b>180</b>	<b>180</b>	<b>SDR11</b>	<b>SDR17/17.6</b>	<b>U6181</b>	<b>301</b>	<b>330</b>		<b>M12 x 300</b>	<b>4</b>

All the above items in bold are available from stock

Mains Connections for PE Pipes - 63mm - 180mm

# UPE SuperLok SL - Type 1 Fittings for PE Pipe


## UPE SuperLok SL - How the Transition Coupling Works



## Installation Instructions - PE x Universal Transition Couplings

### Preparation

All UPE fittings are supplied pre assembled ready for efficient installation on site. Select the correct type and size of fitting for the situation. The SuperLok SL fitting has a fitting tolerance of +/- 5mm and so copes with out of spec pipe or ovality caused by pipe coiling. Ensure that the pipe that is being connected to is clean, and free from deep scratches, scores or general imperfections that may prevent an effective seal being created. To aid insertion of the liner in the PE pipe end it is advised that any internal burrs or pipe reversion is removed from the pipe prior to installation. Ensure that the two pipes are aligned.



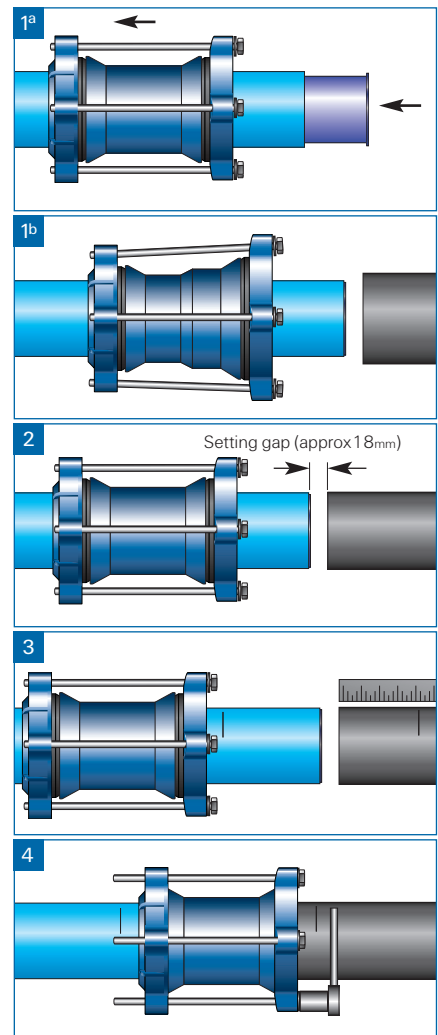
### Assembly Procedure

- 1a Insert the appropriate pipe liner fully into the PE pipe end (see page 2 for pipe liner identification) and slide the fitting over one of the pipes to be connected. Ensure that the correct fitting end is over the correct pipe end.
- 1b For stepped couplings the fitting should be slid over the smaller diameter pipe end.
- 2 Line up the other pipe end (ensuring that a setting gap of approximately 18mm is maintained).
- 3 Mark the pipe to maintain the fitting's location over the setting gap.
- 4 Locate the fitting using the marks on the pipe. Tighten the fasteners evenly with a wrench or air tool and in a diametrically opposed sequence to a torque of 75- 81 Nm (55 - 60lb.ft).

**Note:** On some thin walled rigid pipes such as MO PVC, lower torque settings may be advised, please refer to the pipe manufacturers for further information.

### NB

UPE SuperLok SL couplings and flange adaptors are type 1 fully end load restrained. The 'Universal' end of the transition coupling is however **not** end load resistant. Adequate restraint must be provided. The 'Universal' end is **not** suitable for use on PE pipe.



## Transition Couplings

The SuperLok SL Transition Coupling is designed to connect PE pipe to any rigid pipe material without the need for special tools or ancillary equipment. The Universal end will connect onto any rigid pipe material whilst the SuperLok SL end offers a fully end load resistant connection for PE pipe.



The Universal end can also be made end load resistant using tie bars or thrust blocks. For further information on the UPE range of Universal Fittings please refer to data sheet TUPE001 'UPE Universal Couplings and Flange Adaptors'.

## Universal Fittings DN 40 - DN 300



## Transitional Couplings - Straight and Stepped - SDR11

Ridge Pipe Size (mm) End A	PE Pipe Size (mm) End B	Wall Thickness		Product Code	Sizes (mm)		Weight (Kg)	Bolt Size x length (mm)	Bolt No.
		SDR End A	SDR End B		Dia	Length			
44-60	63	n/a	11	COA	172	200		M12 x 220	2
<b>60-72</b>	<b>63</b>	<b>n/a</b>	<b>11</b>	<b>U6182</b>	<b>172</b>	<b>246</b>		<b>M12 x 260</b>	<b>2</b>
75-84	63	n/a	11	COA	172	200		M12 x 220	2
84-106	63	n/a	11	COA	223	244		M12 x	2
60-72	90	n/a	11	COA	223	200		M12 x	2
75-84	90	n/a	11	COA	223	200		M12 x 220	2
<b>84-106</b>	<b>90</b>	<b>n/a</b>	<b>11</b>	<b>U6183</b>	<b>223</b>	<b>244</b>		<b>M12 x 240</b>	<b>4</b>
108-131	90	n/a	11	COA	241	230		M12 x 220	4
84-106	110	n/a	11	COA	245	230		M12 x 220	4
<b>108-131</b>	<b>110</b>	<b>n/a</b>	<b>11</b>	<b>U6185</b>	<b>245</b>	<b>278</b>		<b>M12 x 280</b>	<b>4</b>
131-154	110	n/a	11	COA	264	253		M12 x 260	4
84-106	125	n/a	11	COA	245	230		M12 x 220	4
<b>108-131</b>	<b>125</b>	<b>n/a</b>	<b>11</b>	<b>U6187</b>	<b>245</b>	<b>278</b>		<b>M12 x 280</b>	<b>4</b>
131-154	125	n/a	11	COA	264	253		M12 x 260	4
131-154	160	n/a	11	COA	301	270		M12 x 260	4
<b>159-184</b>	<b>160</b>	<b>n/a</b>	<b>11</b>	<b>U6189</b>	<b>301</b>	<b>306</b>		<b>M12 x 300</b>	<b>4</b>
131-154	180	n/a	11	COA	301	270		M12 x 260	4
<b>159-184</b>	<b>180</b>	<b>n/a</b>	<b>11</b>	<b>U6191</b>	<b>301</b>	<b>306</b>		<b>M12 x 300</b>	<b>4</b>



## Transitional Couplings - Straight and Stepped - SDR17 and SDR17.6

Ridge Pipe Size (mm) End A	PE Pipe Size (mm) End B	Wall Thickness		Product Code	Sizes (mm)		Weight Kg	Bolt Size x length (mm)	Bolt No.
		SDR End A	SDR End B		Dia	Length			
60-72	90	n/a	17/17.6	COA	223	200		M12 x 220	2
75-84	90	n/a	17/17.6	COA	223	200		M12 x 220	2
<b>84-106</b>	<b>90</b>	<b>n/a</b>	<b>17/17.6</b>	<b>U6184</b>	<b>223</b>	<b>244</b>		<b>M12 x 240</b>	<b>4</b>
108-131	90	n/a	17/17.6	COA	241	230		M12 x 220	4
84-106	110	n/a	17/17.6	COA	245	230		M12 x 220	4
<b>108-131</b>	<b>110</b>	<b>n/a</b>	<b>17/17.6</b>	<b>U6186</b>	<b>245</b>	<b>278</b>		<b>M12 x 280</b>	<b>4</b>
131-154	110	n/a	17/17.6	COA	264	253		M12 x 260	4
84-106	125	n/a	17/17.6	COA	245	230		M12 x 220	4
<b>108-131</b>	<b>125</b>	<b>n/a</b>	<b>17/17.6</b>	<b>U6188</b>	<b>245</b>	<b>278</b>		<b>M12 x 280</b>	<b>4</b>
131-154	125	n/a	17/17.6	COA	264	253		M12 x 260	4
131-154	160	n/a	17/17.6	COA	301	270		M12 x 260	4
<b>159-184</b>	<b>160</b>	<b>n/a</b>	<b>17/17.6</b>	<b>U6190</b>	<b>301</b>	<b>306</b>		<b>M12 x 300</b>	<b>4</b>
131-154	180	n/a	17/17.6	COA	301	270		M12 x 260	4
<b>159-184</b>	<b>180</b>	<b>n/a</b>	<b>17/17.6</b>	<b>U6192</b>	<b>301</b>	<b>306</b>		<b>M12 x 300</b>	<b>4</b>

Mains Connections for PE Pipes - 63mm - 180mm

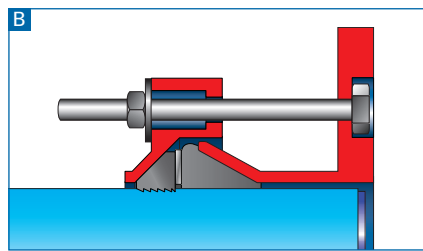
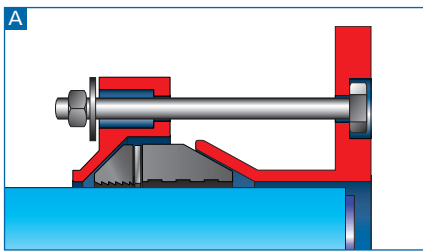
## UPE SuperLok SL - Type 1 Fittings for PE Pipe

All the above items in bold are available from stock

# UPE SuperLok SL - Type 1 Fittings for PE Pipe

6

## UPE SuperLok SL - How the Flange Adaptor Works



As the bolts are tightened to the correct torque settings the end rings are drawn in, causing the grip rings to compress around the PE pipe and the seals to compress onto the pipe.

At the correct torque the grip rings' teeth bite into the PE pipe surface, gripping the pipe, providing the Type 1 end load restraint and the seal is compressed tightly around the pipe, providing an effective pressure seal.



## UPE SuperLok SL - PE Flange Adaptors - SDR11

Pipe Size (mm)	SDR Rating	Flange Size (mm)	Product Code	Sizes (mm)		Flange Drilling	Weight (Kg)	Bolt Size x Length (mm)	Bolt Number
				Dia	Length				
<b>63</b>	<b>11</b>	<b>50</b>	<b>U6155</b>	<b>177</b>	<b>122</b>	<b>PN10/16, BS10 A,D,E &amp; ASA125</b>		<b>M12 x 120</b>	<b>2</b>
63	11	80	COA	224	125	PN10/16, BS10 A,D,E & ASA125		M12 x 120	2
<b>90</b>	<b>11</b>	<b>80/100</b>	<b>U6156</b>	<b>224</b>	<b>125</b>	<b>PN10/16, BS10 A,D,E &amp; ASA125</b>		<b>M12 x 120</b>	<b>4</b>
<b>110</b>	<b>11</b>	<b>100</b>	<b>U6158</b>	<b>247</b>	<b>130</b>	<b>PN10/16, BS10 A,D,E &amp; ASA125</b>		<b>M12 x 140</b>	<b>4</b>
<b>125</b>	<b>11</b>	<b>100</b>	<b>U6160</b>	<b>247</b>	<b>130</b>	<b>PN10/16, BS10 A,D,E &amp; ASA125</b>		<b>M12 x 140</b>	<b>4</b>
<b>160</b>	<b>11</b>	<b>150</b>	<b>U6162</b>	<b>301</b>	<b>131</b>	<b>PN10/16, BS10 A,D,E &amp; ASA125</b>		<b>M12 x 140</b>	<b>4</b>
<b>180</b>	<b>11</b>	<b>150</b>	<b>U6164</b>	<b>301</b>	<b>131</b>	<b>PN10/16, BS10 A,D,E &amp; ASA125</b>		<b>M12 x 140</b>	<b>4</b>


## UPE SuperLok SL - PE Flange Adaptors - SDR17 and SDR17.6

Pipe Size (mm)	SDR Rating	Flange Size (mm)	Product Code	Sizes (mm)		Flange Drilling	Weight (Kg)	Bolt Size x Length (mm)	Bolt Number
				Dia	Length				
<b>90</b>	<b>17</b>	<b>80/100</b>	<b>U6157</b>	<b>224</b>	<b>125</b>	<b>PN10/16, BS10 A,D,E &amp; ASA125</b>		<b>M12 x 120</b>	<b>4</b>
<b>110</b>	<b>17</b>	<b>100</b>	<b>U6519</b>	<b>247</b>	<b>130</b>	<b>PN10/16, BS10 A,D,E &amp; ASA125</b>		<b>M12 x 140</b>	<b>4</b>
<b>125</b>	<b>17</b>	<b>100</b>	<b>U6161</b>	<b>247</b>	<b>130</b>	<b>PN10/16, BS10 A,D,E &amp; ASA125</b>		<b>M12 x 140</b>	<b>4</b>
<b>160</b>	<b>17</b>	<b>150</b>	<b>U6163</b>	<b>301</b>	<b>131</b>	<b>PN10/16, BS10 A,D,E &amp; ASA125</b>		<b>M12 x 140</b>	<b>4</b>
<b>180</b>	<b>17</b>	<b>150</b>	<b>U6165</b>	<b>301</b>	<b>131</b>	<b>PN10/16, BS10 A,D,E &amp; ASA125</b>		<b>M12 x 140</b>	<b>4</b>

## Fitting Instructions - Flange Adaptors

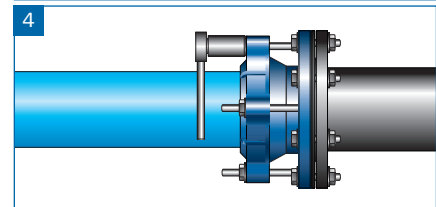
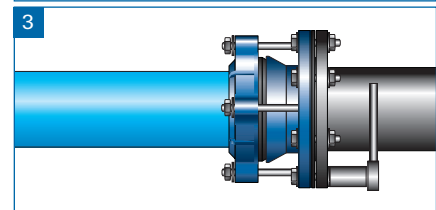
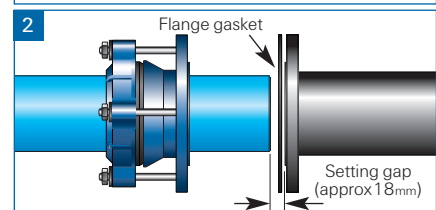
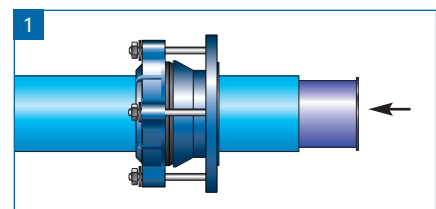
### Preparation

Select the correct type and size of fitting for the situation. SuperLok SL fittings have a fitting tolerance of +/- 5mm and so copes with out of spec pipe or ovality caused by pipe coiling. Ensure that the PE pipe is clean and free from deep scratches, scores or general imperfections that may prevent an effective seal being created. To aid insertion of the liner it is advised that any internal burrs or pipe reversion is removed, also ensure that the two pipes are aligned with the flanged connection.



### Assembly Procedure

- 1 Insert the appropriate liner into the PE pipe (see page 2 for liner identification) and slide the fitting over the PE pipe.
- 2 Line up the pipe end with the flanged pipe and insert a suitable gasket between the mating flanges. (To aid assembly grease, with an approved grease, or tape the flange gasket in position.) Ensure that a setting gap of approximately 18mm is maintained).
- 3 Bring the two flanges together and, ensuring the gasket remains in place, using a standard diametrically opposed tightening sequence, bolt the flange adaptor to its mating flange. Check to ensure that the mark on the pipe is correctly positioned and adjust the pipe and fitting if necessary to bring the pipe into centrality with the gland ring.
- 4 Tighten the flange end ring retaining fasteners evenly and in a diametrically opposed sequence to a torque of between 75-81 Nm (55 - 60lb.ft)



Mains Connections for PE Pipes - 63mm - 180mm

**UPE SuperLok SL - Type 1 Fittings for PE Pipe**

## Associated Products - Talbot Pushfit Mains Fittings for PE Pipe. 63mm to 180mm

Talbot Pushfit fittings are quick and easy to use, with no nuts to loose or leave undone. Simply push the pipe into the fitting. The grip and seal on the pipe increases with pressure and tensile load so that the mains fitting will considerably exceed the 16 bar pressure rating of the pipe.



Once the fitting has been pushed fully onto the pipe it can be turned on the pipe for exact positioning but will not come off. Should the system need to be dismantled for any reason the fitting can be quickly and simply removed from the pipe with the use of the extractor tools.


### Mains Range

- Flange Adaptors: (DN80 - DN150)
- 90° Duckfoot Bends: (DN80)
- Flanged branch Tees: (DN80 and DN100)
- Equal Connectors
- Un-Equal Connectors
- 45° Bends



The Talbot Pushfit fitting is available in both mains and service sizes from 16mm to 180mm PE pipe. Talbot Pushfit fittings will suit metric SDR11 and SDR 17.6 pipes as well as their imperial equivalents.

All materials in the Talbot Pushfit fitting that come into contact with potable water are WRAS listed.



For further information relating to Talbot Pushfit Mains fittings for PE pipe please refer to the Tyco Waterworks Data Sheet 'PushFit fittings for PE pipe' (TTAL 2000.1)

## Associated Products - UPE SuperGrip fittings for PE Pipe, 225 - 315mm



The UPE Supergrip Flange Adaptor is an efficient means of making end-load resistant connections to medium density polyethylene pipe (MDPE/PE 80) or high performance polyethylene pipe (HPPE/PE100) from 225mm to 315mm in SDR 11, SDR 17 and SDR 17.6

UPE Supergrip Flange Adaptors offer Type 1 end-load resistance as specified in WIS 4-24-01 and as standard all metal components are fully protected against corrosion using blue fusion bonded epoxy to WIS 4-52-01.

### Benefits

- *Cuts installation time and costs as no special tooling is required to fit the Supergrip fittings*
- *Can be installed in any weather or trench conditions*
- *Requires minimal pipe preparation*
- *Integral liner means no loose components*
- *life span of the fitting is enhanced by corrosion protective coating*

For further information relating to UPE SuperGrip Mains fittings for PE pipe please refer to the Tyco Waterworks Data Sheet 'Supergrip fittings for PE pipe'

## Fasteners and Flange Gasket Sets

### Benefits

- *Factory applied protection, no need to pack and wrap joints and fittings after installation*
- *All bolts, nuts and washers are fully coated, no exposed or unprotected metal areas*
- *Exceptional long-term corrosion protection*
- *Flange gasket sets provide the gasket and correct quantity and size of bolts, nuts and washers for each application ensuring correct fitment every time*
- *Extensive stocks of standard Flange Bolt Sets are available providing short lead times and high levels of customer service*

To compliment the UPE SuperLok SL, Talbot Pushfit and UPE SuperGrip range of flange adaptors for PE pipe UPE offer complete flange gasket sets consisting of a gasket and the appropriate number of bolt sets for the size of flange. These flange gasket sets are supplied bagged and clearly labelled enabling the correct gasket with the correct number of bolts, nuts and washers to be selected every time a connection is to be made. Bolts are approved to WIS 4-52-03.

For further information on the UPE range of Fasteners and Flange Gasket Sets please refer to Data Sheet 2000.1 'Fasteners and Flange Gasket Sets' or contact the UPE Customer Service Team at the number shown on the back of this data sheet.



Mains Connections for PE Pipes - 63mm - 180mm

**UPE SuperLok SL - Type 1 Fittings for PE Pipe**

# UPE Mains Fittings and Valves

## Associated Products



*UPE Engineered fittings offer an effective method of connecting any rigid pipe material from 80mm to 2,200mm. Engineered Couplings connect pipe materials of the same or different outside diameter in any combination. Engineered Flange Adaptors connect pipes to a wide range of flange specifications. All Engineered fittings are made to the customers exact requirements and have a fitting tolerance of up to 11mm*




*The UPE Universal range of wide tolerance couplings, stepped couplings, flange adaptors and end caps can be used on almost any plain-ended rigid pipe material from 40mm to 300mm pipe nominals. This flexibility combined with each fittings ability to accommodate a wide variety of pipe sizes makes the UPE Universal fitting a versatile and economical product to use.*



*The UPE MultiDiameter range of wide tolerance couplings and flange adaptors can be used for almost any plain-ended rigid pipe material from 32mm to 800mm pipe nominals.*

*This flexibility combined with each fittings ability to accommodate a wide variety of pipe sizes makes the UPE MultiDiameter fitting a versatile and economical product to use.*



*The Soft Sealing, Resilient Seated Gate Valve is manufactured to BS 5163 and EN1074 and is one of the lightest valves of its class on the market today. It has been specifically designed and developed with ease of use and length of installed service life in mind. Selection of robust, quality materials combined with engineering experience has enabled the development of a valve that solves many of the problems encountered when installing, operating and servicing gate valves.*



*The UPE Converter Slide Valve is an effective, full bore construction valve that will allow underpressure drilling operations to be performed on either water distribution systems under pressures of up to 10 bar or gas distribution systems under pressures of up to 7 bar.*

*Optimum space and weight savings have been made in the valve's design so providing a robust valve that is simple to install and use.*

## Tyco Waterworks UK

Edison Road

Hams Hall Distribution Park

Coleshill, Birmingham

B46 1AB United Kingdom

Telephone: +44 (0)1675 437 900

Facsimile: +44 (0)1675 437 909

e-mail: [wwinfo@tyco-valves.com](mailto:wwinfo@tyco-valves.com)

web: [www.tycowaterworks.com](http://www.tycowaterworks.com)

**tyco** / Flow Control / **Tyco Waterworks**

We reserve the right to change the design and specification without notice.

© Tyco 2007 2K (04/07) TUPE/7000.1