

# Talbot Talflo Valve

## Valves For Community Standposts

### Benefits

- *The Talflo Valve can be easily operated by children and elderly people*
- *By eliminating potential wear points such as screw threads and gland packing, a trouble free life is ensured*
- *When parts do eventually wear out they can be replaced at village engineering level, so reducing interruption to vital water supplies*
- *The Talflo Valve is designed to cope with dirty water conditions and at very low pressures*
- *The Valve's robust construction will withstand rigorous use and ferrous parts are plated to resist corrosion*



The Talbot Talflo Valve is a self closing water supply valve used in conjunction with community stand posts. The Talflo Valve has been developed over a considerable period of time using information received from the market place and following rigorous testing with bodies such as the Consumer Association in the UK. In the field it has undergone endurance testing in several countries including Egypt, Nigeria and Ethiopia and has been in use for many years in the most arduous of conditions.



### Technical data

Sizes:	1/2" and 3/4" female threaded standpost connections
Material:	
Elbow:	Galvanised malleable iron
Retaining nut:	Stainless steel Grade A2
Seat support washer:	Brass
Seat washer:	Nitrile rubber
Bush:	Acetal
Valve shaft:	Brass
'O' rings:	Nitrile rubber
Body:	Mild steel, nickel plated

### Technical help

For further technical data, product specifications and general information please contact our Customer Service Department at the telephone number shown below.

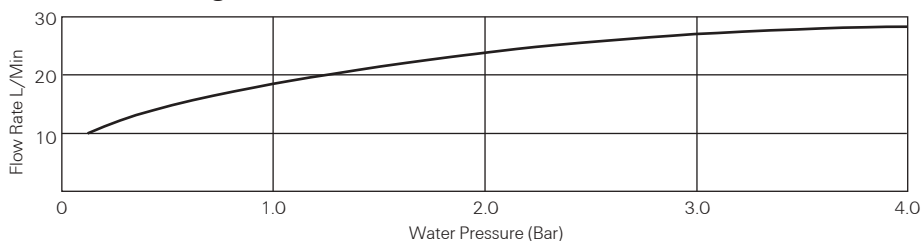
### General application

In June 1989 the UK Consumer Research Laboratory completed an extensive endurance test on the Talflo Valve. This project was part funded by the Overseas Development Administration of Great Britain. This testing sought to simulate field conditions, including varying operating forces, conditions, abuse testing and varying water pressure, as well as water quality and temperature. Two valves were subjected to a total of 1,000,000 cycles each, over a period of several months.

In conclusion the report stated that:

*'Both valves completed the endurance test without mechanical failure' and 'did not leak when shut which means that valuable water would not be wasted'.*

### Talflo Discharge Characteristics



## The Talbot Talflo Valve

Talbot have many years experience in supplying water fittings for use in both rural and urban drinking water systems. Through our experience we have seen that much of the wastage of the water supply is either due to leaks in the network or from wastage at the point of use, public stand posts for instance.

Through Talbot's involvement in rural water supply in the developing world we have seen this precious resource wasted through the drawbacks inherent in traditional standpost valves such as bibtaps (or crutch head taps) and press top valves. Bibtaps are probably the most common standpost valve but the seat washer and screw threads wear rapidly, causing leakage. After a little use the crutch head may break off making operation of the valve very difficult or impossible and as the valve is not self closing, the operator is relied upon to turn the valve off after use. Press top valves, although self closing, may be difficult to operate, with the interior parts wearing rapidly causing leakage.

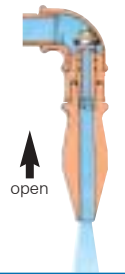
With this criteria in mind Talbot have developed the Talflo Valve which is a move towards the rural community's real needs, with the emphasis on simplicity of construction and ease of use.



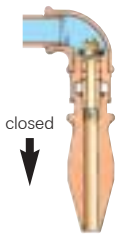
The Talflo Valve has been developed over a considerable period of time using information received from the market place and following rigorous testing, both in-house and with such bodies as the Consumer Association UK. In the field it has undergone endurance testing in several countries including Egypt, Nigeria and Ethiopia.

## How Talflo Works

The Talflo Valve allows water to flow when the body of the valve is moved into the raised position, lifting the sealing washer off the seat.



A combination of water pressure and the weight of the valve body closes the valve automatically when the body is released. The only moving part is the spindle sliding inside the guiding bush. There is no gland packing, no cones or moving screwthreads to wear out.



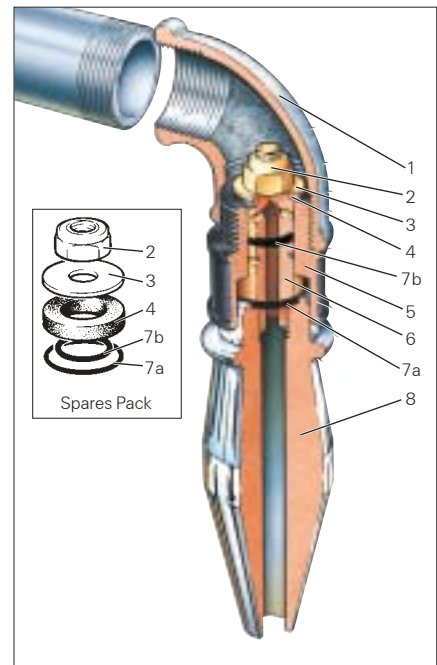
## Talflo Spares Pack

To maximise the life of the Talflo Valve it is recommended that the Talflo Spares Pack is used. This enables on-site replacement of washers and 'O' rings following long-term use and wear. The Talflo spares pack consists of:

1 Nut, 1 Seat support washer, 1 Seat washer, 1 'O' ring buffer, 1 'O' ring stem and Instructions.

To install this spares pack the following procedure should be followed:

- Turn off the standpost water supply.
- Remove the Talflo Valve from the standpost.
- Hold the body of the valve (8) firmly and locate a 10mm spanner through the valve inlet onto the M6 locknut (2).
- Rotate the spanner in an anticlockwise direction to unscrew the nut and dismantle the valve.
- Replace the 'O' rings (7a and 7b) and reassemble the valve by pushing the body and shaft of the valve into the bush. Replace firstly the rubber seat washer (4) then the seat support washer (3) and finally the M6 locknut (2).
- Tighten the locknut (2) in a clockwise direction using the 10mm spanner until it is felt to reach the shoulder of the valve shaft (6).
- Replace the valve onto the standpost.
- Turn on the water supply.



## Talbot

Nobel Road, Eley Trading Estate.  
Edmonton, London. N18 3DW.  
United Kingdom.

Tel: +44 (0)20 8884 4388

Fax: +44 (0)20 8884 4766

e-mail: [wwinfo@tyco-valves.com](mailto:wwinfo@tyco-valves.com)

web: [www.tycowaterworks](http://www.tycowaterworks)

*These fittings are designed for the conveyance of cold potable water. Save with the express written approval of Talbot, no warranty is given that the fittings are suitable for any other purpose.*

We reserve the right to change the design and specification without notice.

© Tyco 2003 2K (03/03) TTAL/600.1